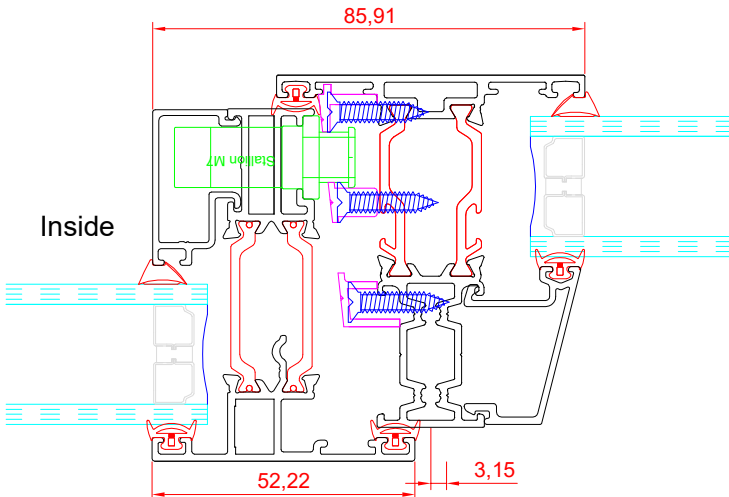
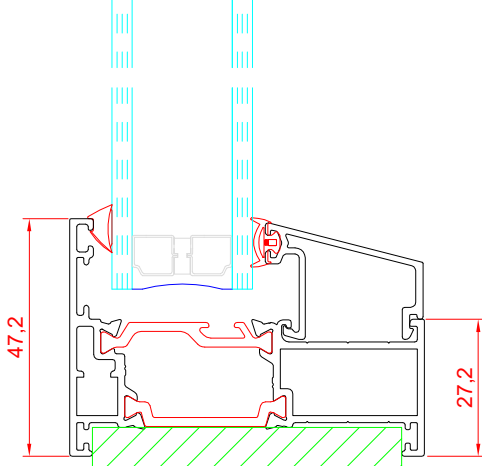
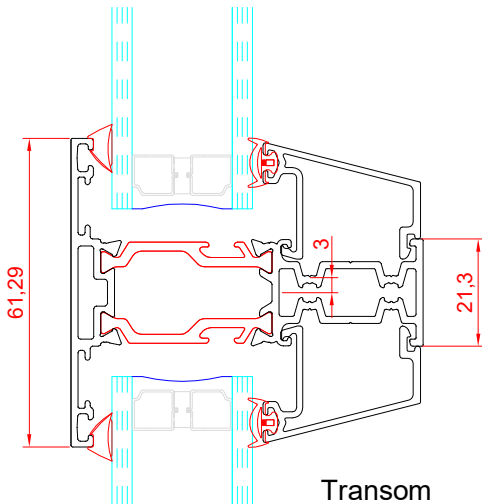
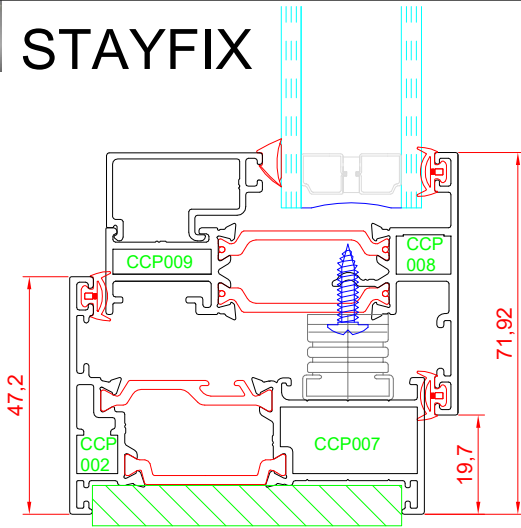









































# STAYFIX

## Slim outer\_Slim internal\_Open out



-  O005 Slim Outer
-  T001 Transom
-  V002 Slim Internal Vent
-  BO01 Fix Glass Bead
-  BV02 Vent Bead ( Square )
-  FO08 8 x 62 Foam
-  PG001 Wedge Gasket
-  PG007 Bubble Gasket
-  CHE10. Chevron
-  CHE-T Transom Chevron
-  CCP001 23mm cleat - Outer
-  CCP002 7mm cleat Outer
-  CCP008 10mm cleat - Vent
-  CCP009 19mm cleat - Vent
-  TPP 23 x 55 Transom Plate
-  IER250 Inline ESP Rod 250mm
-  IER400 Inline ESP Rod 400mm
-  IER600 Inline ESP Rod 600mm
-  IER800 Inline ESP Rod 800mm
-  IER1000 Inline ESP Rod 1000mm
-  LK-P1 PA\_Espag keep
-  TSB1 Stallion Shoot Bolt For Int. 300 - 400
-  TSB2 Stallion Shoot Bolt For Int. 400 to 540
-  TSB3 Stallion Shoot Bolt For Int. 540 to 820
-  TSB4 Stallion Shoot Bolt For Int. 820 to 1300
-  TSB5 Stallion Shoot Bolt For Int. 1300 to 1750
-  LK-P2 PA\_Trojan Keep
-  LK-P3 PA\_Trojan Shootbolt keep
-  Top or side hunge hinge
-  Handle
-  4.2 x 16 Shallow Pan head ( Hinge )
-  3.9 x 12 CSK ( Transome )
-  3.9 x 38 CSK ( Transome )
-  4.2 x 20 CSK
-  4.2 x 25 CSK
-  M4 x 20 CSK
-  RB 12 x 40 Run Up Block
-  SS003 Glass Security Clip
-  PA004 Hinge Protector

### Ancilliary Item

Cill , Coupling Bar , Square Post , Bay Post , Add on , Drip , Vantilation, Drain cover , Glass Packer